Lydall

Thermal/Acoustical Group

ZeroClearance

Application Guide



ZeroClearance

Product Attributes

- Light weight
- Very effective in limited space
- Easily formed into place
- No additional attachments required
- Low cost tooling
- Late design changes are not difficult
- Reliable processes

ZeroClearance

Composite Information

- High temperature, laminated composites
- Designed with an aggressive, high temperature Pressure Sensitive Adhesive (PSA) for attachment
- Embossed aluminum foil typically faces heat or noise source
- Available in both a glass on non-glass forms
- Available in various thickness' and weights

Performance Attributes

- Thermal Insulation Features
  - Reflectance from Low Emissivity Embossed Foil
  - Low Conductivity through the Core Material
  - Increased Effectiveness vs. Typical Stamping as Product Ages
- Acoustic Insulation Features
  - Transmission Loss via Aluminum Foil and Effective Decoupler
  - Absorption via Small Diameter Fibers in Core Material
  - Sheet Metal Damping via 'tacky' PSA Film
- Attachment Features
  - PSA allows Permanent Attachment without Mechanical Fastners
  - Composite and PSA designed for exterior automotive environment
  - Product withstands high heat, moisture, and common automotive fluids

ZeroClearance

Applications

- Undercarpet Systems
- Interior Dash
- Rear Kick-up
- Trunk Insulator
- Intake Tubes
- Evaporator
- Dog House
- Outer Dash
- Outer Wheel Well
- Wiper Motor
- Tunnel Insulator
- Chassis / Frame Insulation
- Floorpan
- Fuel Tank / System

ZeroClearance

Glass Version

- High-temp, non-woven glass & PET blend into a composite matrix
- Qualified through long-term durability at numerous OEM's
- Long-term temperature resistance to 450° F (232° C) in ambient air
- Current production styles
  - Foil thickness' at 0.002" (0.05 mm) and 0.010" (0.25 mm)
  - Web thickness at 0.125" (3.175 mm)

Non-Glass Version

- 100% high-temp, non-woven PET fiber matrix
- Qualified through long-term durability at several OEM's
- Long-term temperature resistance to 400° F (204° C) in ambient air
- Current production styles
  - Foil thickness' at 0.002" (0.05 mm) and 0.010" (0.25 mm)
  - Web thickness at 0.125" (3.175 mm) and 0.250" (6.35 mm)

Polytack Version

- PSA system designed for use on Plastics and low surface energy substrates
- Qualified on Fuel Tanks and numerous Molded Plastic Components

ZeroClearance



ZeroClearance

Adhesion Factors

- Substrate Material
- Surface Cleanliness
- Surface Moisture
- Surface Contamination
- Application Temperature
- Application Pressure
- Adhesive Contact Area

Installation and Use

ZeroClearance is a thin profile thermal / acoustic insulator capable of attachment via a pressure sensitive adhesive. When applied correctly, ZeroClearance may be attached to almost any interior or exterior vehicle surface as thermal or acoustic insulation. An aggressive, high-temperature pressure sensitive adhesive (PSA) is used which is capable of withstanding long term temperatures in excess of 450°F. In order to ensure proper bonding and long term adhesion, the ZeroClearance product must be applied correctly. The following information is intended to recommend the use and application procedures to users of ZeroClearance products that will ensure long term performance. The following information will also make users of ZeroClearance aware of possible factors that may reduce the bond strength of the product.

ZeroClearance Installation and Use

ZeroClearance

Application Surfaces

- **High Surface Energy**
- Aluminum
- Aluminized Steel
- Galvanized Steel
- Stainless Steel
- Polyamide

- **Low Surface Energy**
- Powder Painted Metals
- SMC
- HDPE
- Polypropylene

Surface Adhesion Fundamentals

- Adhesion is molecular attraction between unlike materials
- Strength of the attraction is determined by the surface energy of the material
  - Higher surface energy → greater attraction
  - Lower surface energy → weaker attraction
- On high surface energy materials, the adhesive can flow or 'wet out' to assure a stronger bond
- On low surface energy materials, the adhesive flows less and 'beads up', decreasing bond strength
- Unit of measure - dynes/cm
- Polytack ZeroClearance is designed for use on low surface energies



Metal Surfaces | High Surface Energy Plastics | Low Surface Energy Plastics

ZeroClearance Installation and Use

ZeroClearance

Application Surfaces

- **High Surface Energy**
- Aluminum
- Aluminized Steel
- Galvanized Steel
- Stainless Steel
- Polyamide
- **Low Surface Energy**
- Powder Painted Metals
- SMC
- HDPE
- Polypropylene

ZeroClearance Standard

ZeroClearance Polytack

Approximate Surface Energy Values

Metals

Copper	1103 dynes / cm
Aluminum	840 dynes / cm
Zinc	753 dynes / cm
Tin	526 dynes / cm
Lead	458 dynes / cm
Stainless Steel	700 - 1000 dynes / cm
Glass	250 - 500 dynes / cm

High surface energy plastics

Kapton	50 dynes / cm
Phenolic	47 dynes / cm
Nylon	46 dynes / cm
Polyester	43 dynes / cm
ABS	42 dynes / cm
Polycarbonate	42 dynes / cm
PVC	39 dynes / cm
Acrylic	38 dynes / cm

Low surface energy plastics

PVA	37 dynes / cm
Polystyrene	36 dynes / cm
EVA	33 dynes / cm
Polyethylene	31 dynes / cm
Polypropylene	29 dynes / cm
Teflon	18 dynes / cm

* Reference Only-Contact Lydall Product Development for more information

ZeroClearance Installation and Use

ZeroClearance

Tested and Approved Substrates

- Aluminum
- Aluminized Steel
- Stainless Steel
- Galvanized Steel
- Powder Coated Metals
- Painted Metals
- SMC
- GMT
- ABS
- Polyamid
- Polypropylene
- HDPE

Substrate Material

- The substrate that the product will be applied to should be approved by Lydall Product Development
- Approval is based on material surface energy and adhesive bond strength.
- Materials should be re-approved by Lydall after any significant material and/or process changes affecting surface characteristics

Application Surface Cleanliness

- The surface should be clean and dry prior to application of the product
- The surface should be free from any dust, dirt, or any other foreign matter that will inhibit adhesion. This includes release agents used in the molding process, oils, plasticizer migrations, or other similar surface contaminates
- Surface contamination may be removed by cleaning the area with a clean drying solvent such as VM&P naphtha or isopropyl alcohol

ZeroClearance Installation and Use

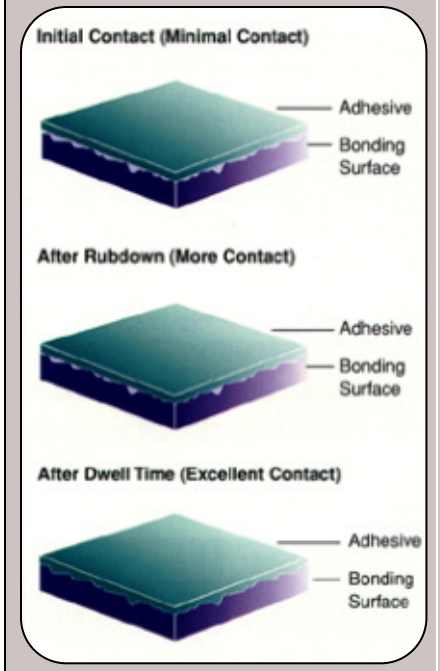

Surface Contact

- ## Application Surface Contact
  - Higher surface contact between the Zero Clearance product and the bonding substrate will lead to increased adhesive bond strength
  - A minimum contact area of 50% is recommended between the adhesive system and substrate for all applications. Full exterior perimeter edges of all parts should have contact with substrate.
- ## Installation Pressure
  - Firm even pressure should be applied across the entire surface of the product during application
  - To achieve optimal performance of Zero Clearance through manual application the product should be applied with adequate surface contact, consistent application pressure, and even distribution of pressure across the entire surface

ZeroClearance Installation and Use

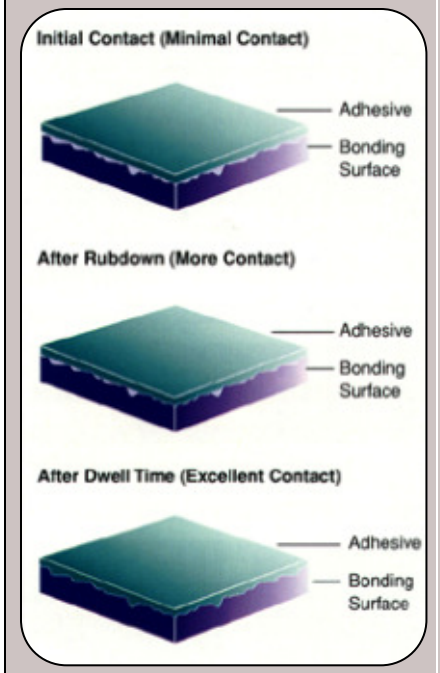

Surface Contact

- ## Installation Temperature
  - Decreased application temperatures can inhibit the adhesion of the product
  - It is recommended to apply ZeroClearance in an ambient temperature at or above 60°F
  - All application substrates and ZeroClearance products should be stored at or above 60°F prior to final application. Materials should be stored at this temperature long enough to ensure that the surfaces meet the above requirements during application

- ## Installation Time
  - ZeroClearance products should be applied within 5 minutes of the removal of the release liner. In extremely dirty environments, this time may need to be reduced to eliminate contamination

Steady State Comparison of ZeroClearance Heat Shields - Underbody Floorpan Application
1000F Source Temperature

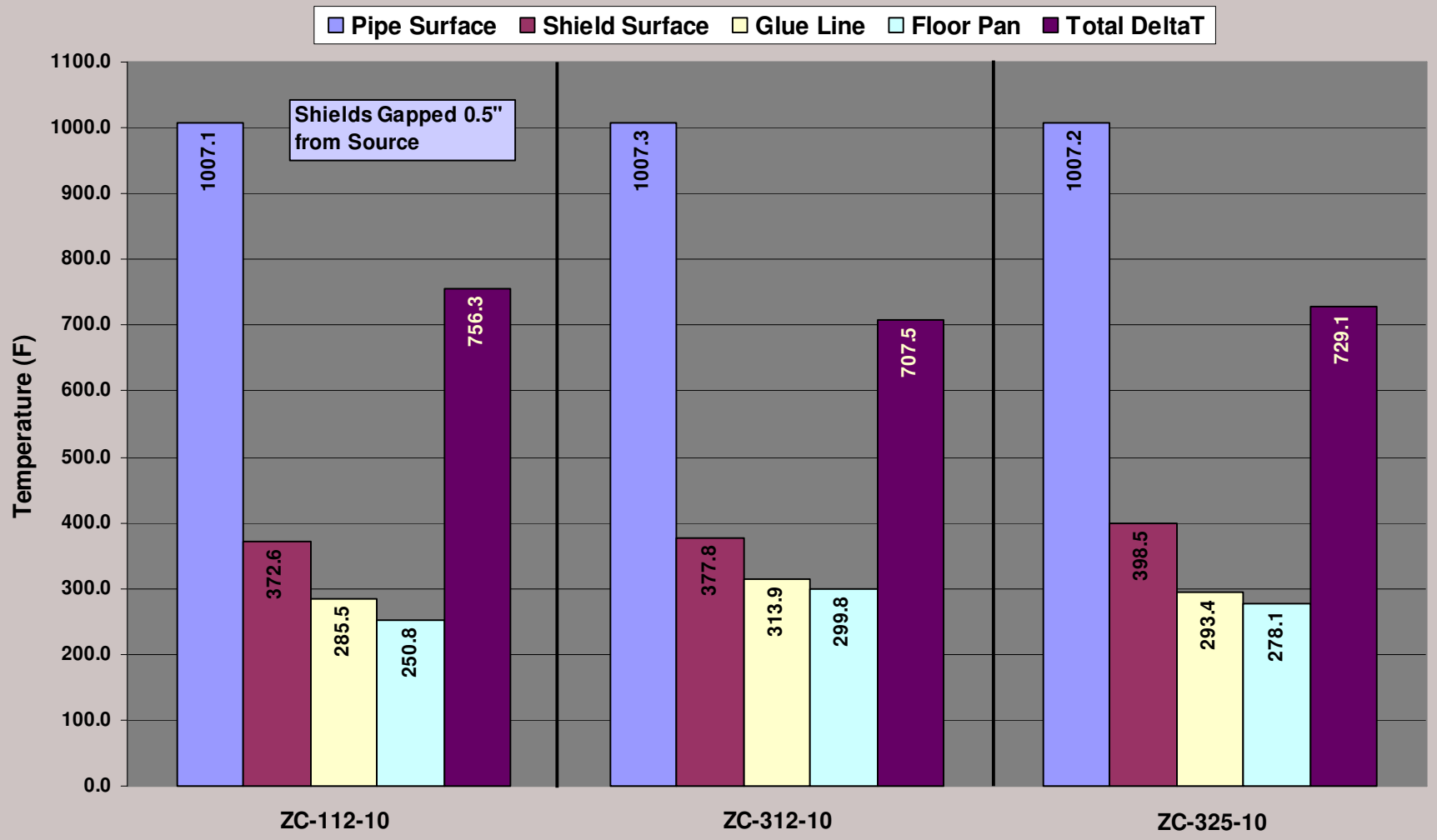

Steady State Comparison of ZeroClearance Heat Shields - Fuel Tank Application
700F Source Temperature

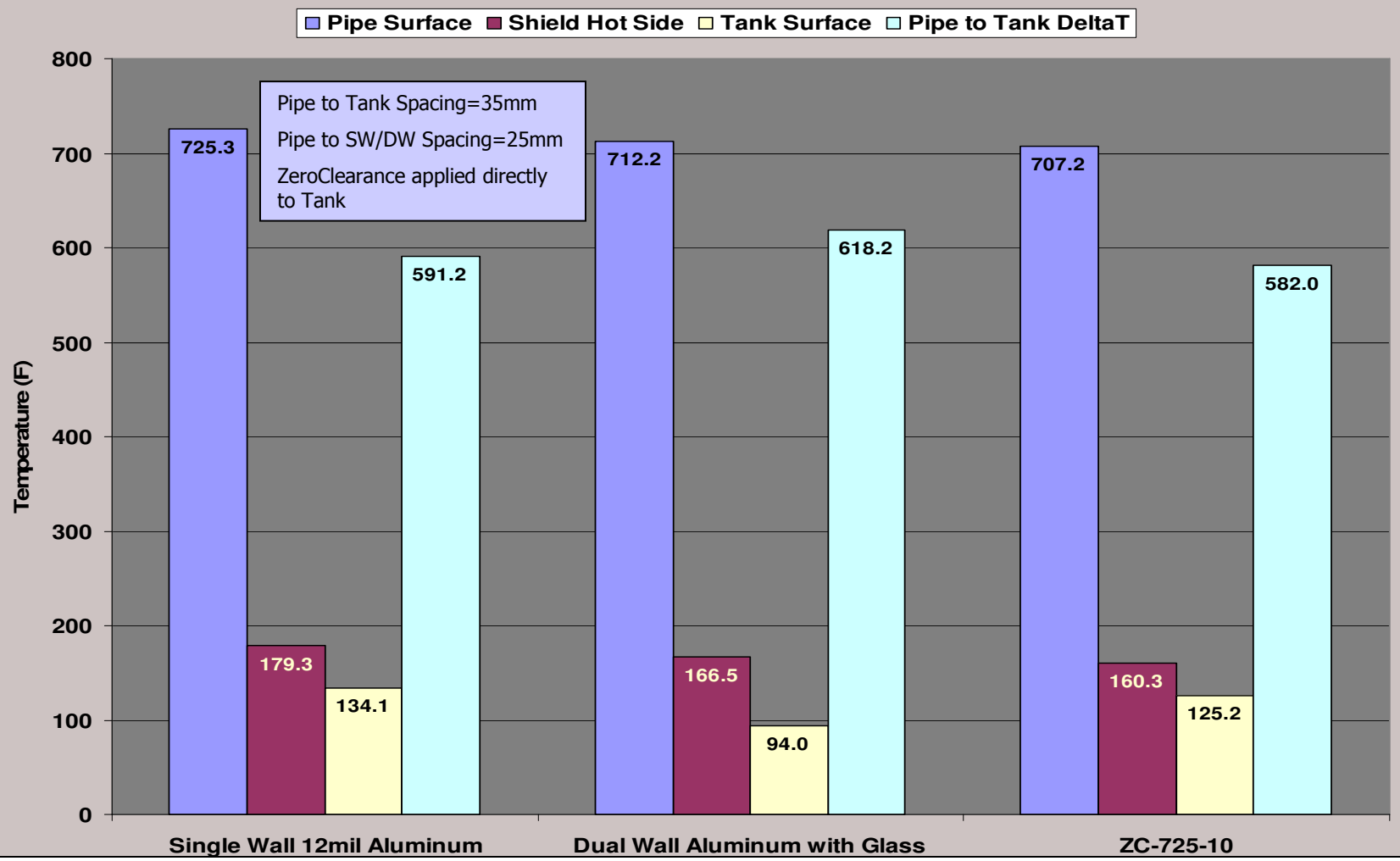

Lydall

Engineered Specialty Products
for the Automotive Market

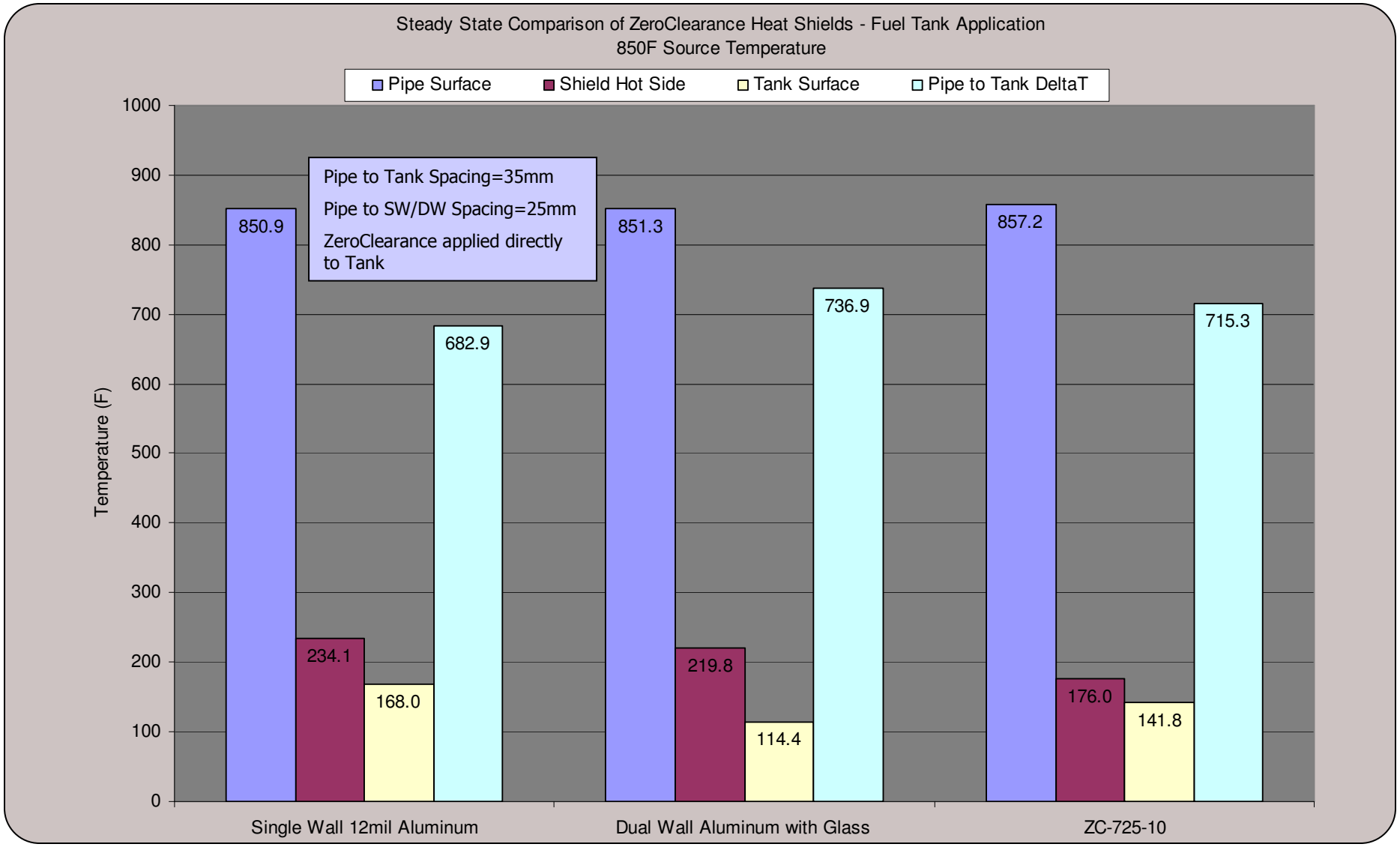

Steady State Comparison of ZeroClearance Heat Shields - Fuel Tank Application
1000F Source Temperature

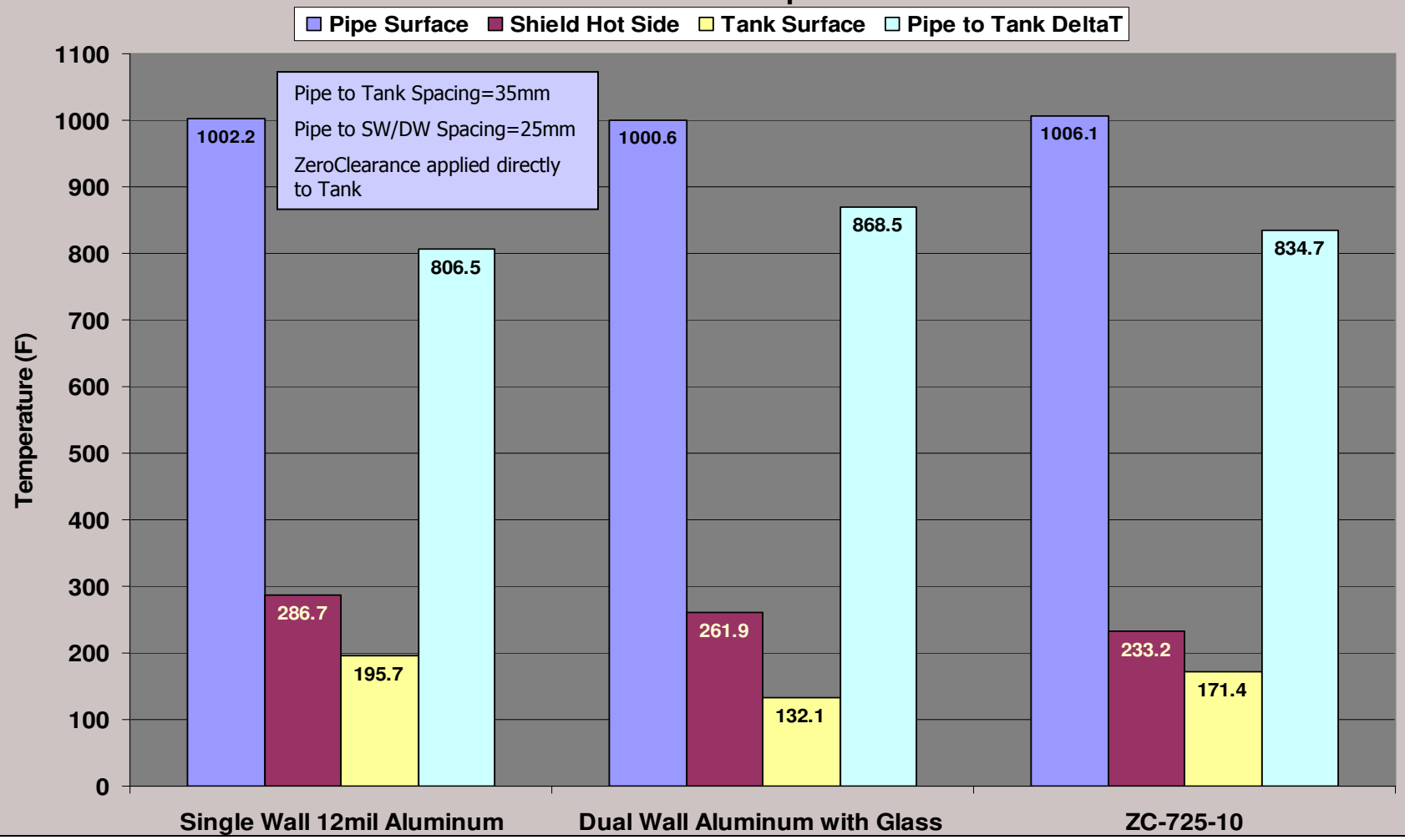

ZeroClearance

Material Options

Lydall Material Designation	Core Material	Adhesive System	Nominal Core Thickness	Thickness Tolerance
ZC-112-02	Fiberglass	Standard	4.0 mm	+1.5/-1.3
ZC-112-10	Fiberglass	Standard	4.0 mm	+1.5/-1.3
ZC-612-02	Fiberglass	PolyTack	4.0 mm	+1.5/-1.3
ZC-612-10	Fiberglass	PolyTack	4.0 mm	+1.5/-1.3
ZC-312-02	Polyester	Standard	3.175 mm	+/- 1.5
ZC-312-10	Polyester	Standard	3.175 mm	+/- 1.5
ZC-712-02	Polyester	PolyTack	3.175 mm	+/- 1.5
ZC-712-10	Polyester	PolyTack	3.175 mm	+/- 1.5
ZC-325-02	Polyester	Standard	6.35 mm	+/- 2.0
ZC-325-10	Polyester	Standard	6.35 mm	+/- 2.0
ZC-725-02	Polyester	PolyTack	6.35 mm	+/- 2.0
ZC-725-10	Polyester	PolyTack	6.35 mm	+/- 2.0

The minimum slot width is 6.35mm with a 3.175mm radius at the end for a slot 1" long or less.

The minimum slot width is 12.7mm with a 6.35mm radius at the end for a slot longer than 1"

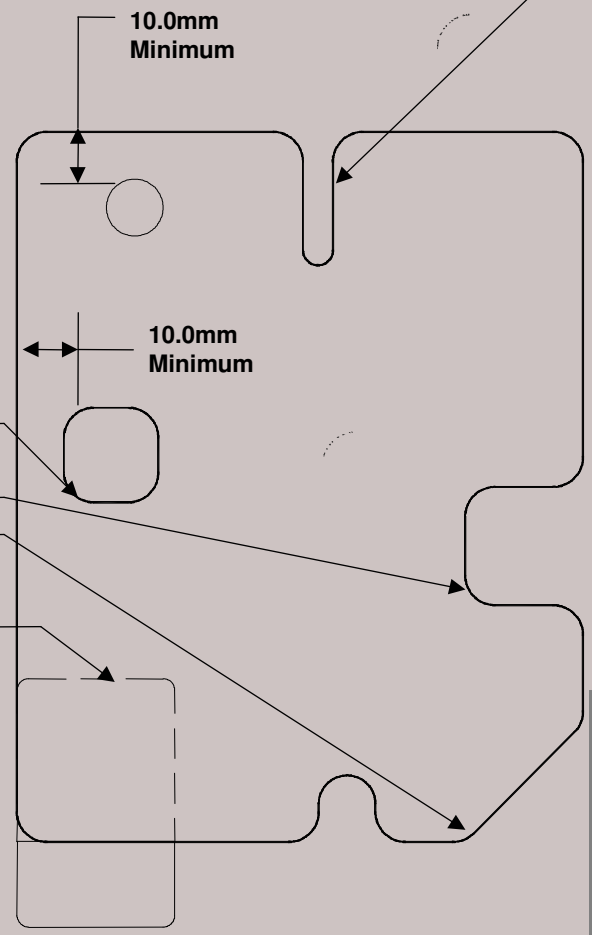

Minimum edge to edge distance for holes, slots or other penetrating shapes is 10mm.

All interior and exterior corners must contain a minimum radius of 6.35mm

All ZeroClearance Parts contain a "Pull-Tab" to aid in the removal of the release liner. The placement of this tab is established to facilitate manufacturing with input from our customer regarding the installation process.

ZeroClearance

Design Guidelines

Specific Design Criteria:

Minimum Part Size: 50.8mm x 50.8mm
Maximum Part Size: 1219.2mm x 1473.2mm
Standard Trim Tolerance: ± 3.0mm
Standard Hole Size Tolerance:
- Holes or slots with a minimum dimension 25.0mm or larger: ± 3.0mm
- Holes or slots with a minimum dimension smaller than 25.0mm: ± 1.5mm

Hole Positional tolerance: Ø3.0mm
ZeroClearance can be edge coated to to seal edges if this is required.
ZeroClearance must be applied to a clean, dry and oil free surface.

ZeroClearance

Design Guidelines

ZeroClearance should not be designed with a single slit

ZeroClearance should not be designed with sliced crosshairs

ZeroClearance should not be designed with sharp interior or exterior corners

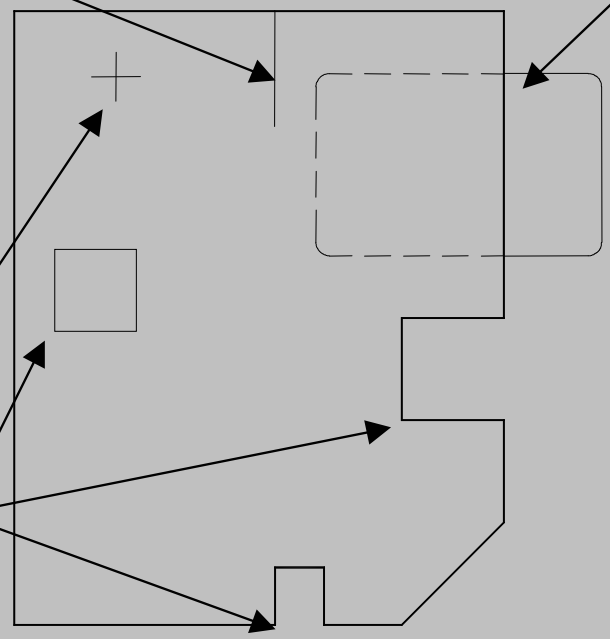

The tab should be located to avoid tearing of the release liner upon removal as well as for ease of assembly during the manufacturing process.

Elimination of sharp corners and slits within part design aids in part manufacturing and reduces liner tearing during installation

ZeroClearance

Applications

- Undercarpet Systems
- Interior Dash
- Rear Kick-up
- Trunk Insulator
- Intake Tubes
- Evaporator
- Dog House
- Outer Dash
- Outer Wheel Well
- Wiper Motor
- Tunnel Insulator
- Chassis / Frame Insulation
- Floorpan
- Fuel Tank / System

ZeroClearance

Qualified Material Specifications

- Qualified and approved to General Motors GMN10046
- Qualified and approved to Ford WSS M99P32-B
- Qualified and approved to DaimlerChrysler MS10943
- Qualified against FMVSS302 Flammability Requirements
  - Self Extinguishing Rating [FMVSS302 & SAE J369]

Product Validation Testing Details

- Adhesion Performance and Durability Measured and Qualified Through:
  - Heat Aging (Ambient up to 204C)
  - Environmental Cycling (Heat, Humidity, Cold Cycling)
  - Salt Spray (500 Hours)
  - Fluid Immersions (Water, Salt Water,Oils, Acids, & Other Automotive Fluids)
  - Impact Cycles (From -7C to 204C)
- Durability Qualified through Gravelometer Testing per SAE J400
- Qualified to many Interior Requirements (Odor, Fogging, Mildew, etc.)
- High Physical Strength Maintained (Tensile, Tear, Laminate Strength, etc.)
- Many other Application and OEM specific Requirements

ZeroClearance

Durability Testing Results



Full Size Pickup Application

Results of full thermal & structural durability cycle - Pass

150K Customer Equivalent Miles

ZeroClearance

Durability Testing Results

Sedan Fuel Tank Application

Results of full structural durability cycle - Pass

150K Customer Equivalent Miles

ZeroClearance

Durability Testing Results

Full Size Van Application

Results of full thermal & structural durability cycle - Pass

150K Customer Equivalent Miles